

Hybrid Wood Protector

Colours and protects in one application

Rubio Monocoat[®] Hybrid Wood Protector is a genuine 'monocoat', suitable for colouring and protecting almost all exterior wood in one single application. The oil protects wooden siding, decking, exterior doors, shutters, garden furniture, boat docks, etc. from discolouration and weathering. The easy application and maintenance makes this oil an exceptionally user-friendly product. The combination of the oil and accelerator guarantees quick curing and optimal protection.



PRODUCT INFORMATION

› Unique characteristics

- Based on Rubio Monocoat technology using integrated UV stabilizer*
- Colours and protects in one application
- Maintains the natural look and feel of the wood
- 0% VOC, does not contain any water or solvents
- Suitable for almost all types of wood, can also be used for interior applications
- Available in 22 colours
- Easy to apply
- Fast-drying
- Economical: minimum consumption
- Not film-forming. Does not flake off
- Maintenance with the same product. No need for sanding!
- Fungicides to inhibit mold & mildew growth.

› Technical characteristics

- Physical state at 68°F (20°C): liquid
- Odour: oily
- Density: 0.95 – 1.3 kg/L
- VOC content: 0 g/L
- QUV: tested according to the standard EN 927-6

DRYING TIME	24 hours
CURING TIME	7 days
APPLICATION INFORMATION	All vertical and horizontal wood surfaces (e.g decks, siding, decking, garden furniture, etc...).
CONSUMPTION	150-300 F ² /L (15-30 m ² /L) Softwoods will require more product than hardwoods.
IDEAL WORKING TEMPERATURE	50-86°F (10-30°C)
STORAGE	Up to 36 months in dry conditions and in its original packaging. Do not allow to freeze. Do not store above 86°F (30°C)
WOOD MOISTURE CONTENT (MC)	Recommended 18% or lower.
CLEANING	Earliest after 7 days: Clean periodically with Rubio Monocoat Exterior Soap.
ADVANTAGES	Protection against sun, rain, wind, and wear & tear.
REMARKS	Brushes and tools can be cleaned after use with Rubio Monocoat Cleaner.

› Packaging

		APPROXIMATE CONSUMPTION*
RUBIO MONOCOAT HYBRID WOOD PROTECTOR	20 ml	1-5 F ² /L (1-5 m ² /L)
	100 ml	15-30 F ² /L (15-30 m ² /L)
	1 Liter	150-300 F ² /L (15-30 m ² /L)
RUBIO MONOCOAT PART B	30 ml	
	100 ml	
	1 Liter	

*These usages are estimates. Results depend on wood type, sanding and method of preparation. It is always recommended to make a sample in order to calculate the exact usage.



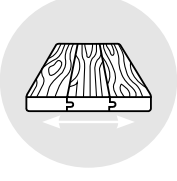
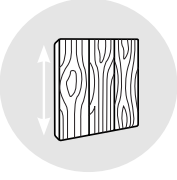
› Colours



The colours shown are for reference only and are not binding

PLEASE NOTE

- The colours shown are presented as samples on pine wood. Please be aware that the final outcome may differ based on factors such as the specific type of wood, sanding techniques, and preparation methods employed. To achieve the best results, we strongly advise conducting tests on the actual wood project or using identical wood to make your final colour selection.
- *Pure is non-pigmented (clear) therefore does not provide UV protection, resulting in natural graying on sun-exposed wood surfaces. Pure provides protection against liquid exposure and may be applied on less exposed wood surfaces. Keep in mind that even though Pure contains no pigment, the linseed oil will still have a darkening effect on the wood compared to its unfinished state.

		 Hybrid Wood Protector	 Accelerator (Part B)
 Horizontal	Decks	✓	Mix in 10% Rubio Monocoat Part B to Hybrid Wood Protector prior to application!
	Tables, chairs,...	✓	Mix in 10% Rubio Monocoat Part B to Hybrid Wood Protector prior to application!
 Vertical	Doors	✓	Mix in 10% Rubio Monocoat Part B to Hybrid Wood Protector prior to application!
	Siding, fencing, windows,...	✓	

APPLICATION INFORMATION

› Instructions for application

Garden furniture, windows, doors, vertical surfaces and other wooden exterior objects

- STEP 1.** Dampen the surface with water. Use a garden hose, but avoid a pressure washer, as pressure washing may cause surface damage with improper use.
- NOTE: If the wood surface has been treated with a finish other than Hybrid Wood Protector, the previous finish must be removed before applying Hybrid Wood Protector. Ensure that any previous finish is removed by starting with a low grit and working up in consecutive grits (e.g... 40, 80,100,120).
- STEP 2.** Apply undiluted Exterior Wood Cleaner.
- NOTE: Always use protective gloves, glasses, or a face-shield.
- STEP 3.** Scrub the treated area with a stiff bristle nylon brush in the lengthwise direction of the wood until it is clean. In case of stubborn residue, repeat the treatment with Exterior Wood Cleaner. Keep the surface wet with the cleaning solution for 10-15 minutes.
- STEP 4.** Rinse thoroughly with water until all the foam and dirt residue has disappeared, and let the surface completely dry.
- STEP 5.** Stir the Hybrid Wood Protector thoroughly until a consistent mixture is obtained. Carefully add 10% Rubio Monocoat Accelerator (Part B) to the oil.
- NOTE: Pot life is 4-6 hours. Only mix what you can use up within that time frame.
 - NOTE: For vertical surfaces such as siding and fencing, Accelerator (Part B) is not required.
- STEP 6.** Apply a layer of Hybrid Wood Protector with a firm bristle paint brush.
- STEP 7.** Leave the oil to react for 10 minutes. Then smooth the surface again with the same brush (without applying new product).
- STEP 8.** After 5 minutes, gently wipe off the surface with a lint free cloth to remove traces of excess oil until it appears even.
- STEP 9.** Let dry for about 24 hours. Complete curing takes place after 7 days.

APPLICATION INFORMATION - CONTINUED

Wood decking

- STEP 1.** Dampen the surface with water. Use a garden hose but never a pressure washer. Pressure washing may cause surface damage with improper use.
- NOTE: If the wood surface has been treated with a finish other than Hybrid Wood Protector, the previous finish must be removed before applying Hybrid Wood Protector. Ensure that any previous finish is completely removed by starting with a low grit and work up in consecutive grits (e.g... 40, 60, 80 max).
- STEP 2.** Apply undiluted Exterior Wood Cleaner.
- NOTE: Always use protective gloves, glasses, or a face-shield.
- STEP 3.** Scrub the treated area with a stiff bristle nylon brush in the lengthwise direction of the wood until it is clean. In case of stubborn residue, repeat the treatment with Exterior Wood Cleaner. Keep the surface wet with the cleaning solution for 10-15 minutes.
- STEP 4.** Rinse thoroughly with water until all the foam and dirt residue has disappeared, and let the surface completely dry.
- STEP 5.** Stir the Hybrid Wood Protector thoroughly until a consistent mixture is obtained. Carefully add 10% Rubio Monocoat Accelerator (Part B) to the oil.
- NOTE: Pot life is 4-6 hours. Only mix what you can use up within that time frame.
- STEP 6.** Apply Hybrid Wood Protector to 3-4 deck boards at a time. Use a firm bristle paint brush, and spread the oil in the direction of the wood. A buffer outfitted with a thick red buffer pad may also be used.
- STEP 7.** Leave the oil to react for 10 minutes. Then smooth the surface again with the same brush (without applying new product).
- STEP 8.** After 5 minutes, wipe the surface with a lint-free cloth to remove excess oil until the finish looks even (or use a thick white buffer pad when using a buffer).
- STEP 9.** Let dry for about 24 hours. Complete curing takes place after 7 days.

› **Instructions for maintenance**

When the finished wood shows weathering, a maintenance application of Hybrid Wood Protector in the original applied colour is required. The surface needs to be cleaned and prepared correctly before using a maintenance application of Hybrid Wood Protector.

Horizontal surfaces such as decking and furniture

For decking, steps, and tables/chairs, a maintenance coat of Hybrid Wood Protector is generally needed annually after the initial application. The maintenance coat should be applied before the weather becomes unsuitable (even if it has been less than one year since the initial application).

Follow the maintenance steps outlined below.

Vertical surfaces such as siding and shutters

A maintenance coat of Hybrid Wood Protector on vertical exposures is required less frequently. The severity of exposure determines the necessary frequency of a maintenance coat application. A Southern/Western exposure typically needs a maintenance application sooner than on Northern/Eastern exposure. Expect a maintenance coat on the most weather-exposed sides within 2-3 years.

Follow the maintenance steps outlined below.

- STEP 1.** Clean the wood surface thoroughly with Exterior Wood Cleaner. For lightly weathered surfaces, dilute 1-part cleaner with 2-parts clean water. For medium to heavily weathered surfaces, dilute 1-part cleaner to 1-part clean water.
- STEP 2.** Pickup at step 4 in the recommended application instructions for horizontal or vertical surfaces on pages 3-4.

APPLICATION INFORMATION - CONTINUED

› Industrial applications

If you want to apply this product in an industrial manner, we advise you to get in contact with our technical support team.

TIPS & TRICKS

- Always do a test first with our 20 ml colour samples to determine the right colour on the wood.
- Preparation is crucial for a good coating performance. Both new, aged and previously treated wood should always be cleaned in advance with Exterior Wood Cleaner.
- Hybrid Wood Protector must not be diluted under any circumstances.
- When using different batches on one project, mixing them for a consistent colour result is recommended.
- Never apply in direct sunlight and/or at temperatures under 50°F (10°C). Only work when weather conditions are dry.
- Do not cover and do not place heavy objects on the surface until it is completely dry.
- Horizontal surfaces need to be rubbed dry if they are exposed to rain within 24-36 hours after applying the oil.
- When the use of Exterior Wood Cleaner is not possible, it is required to sand the wood with the correct grit sandpaper. We recommend 100-120 grit for most wood surfaces & 60-80 grit for exotic wood species and all horizontal exposed decking wood.
- The smoother the surface, the less oil and pigments will penetrate into the wood, resulting in a less coloured and protected surface.
- Hybrid Wood Protector is breathable and therefore does not prevent the bleeding of natural wood extractives like tannins (cedar, redwood, etc...) or salts from the wood when in contact with water.
- Rubio Monocoat oils are developed with environmentally friendly ingredients. However, some people can be allergic to certain elements. Therefore, we advise wearing gloves during application to protect your skin.
- Only use Rubio Monocoat maintenance and cleaning products.
- New, water-repellant pressure-treated wood must dry and weather for approximately 6-12 months before starting surface preparation and coating.
- Once the wood surface is sufficiently prepared, apply Hybrid Wood Protector within one week on all horizontal wood substrates and within 3-4 weeks on vertical exposed wood substrates.



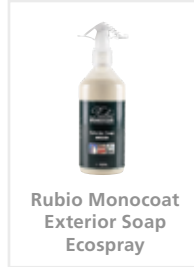
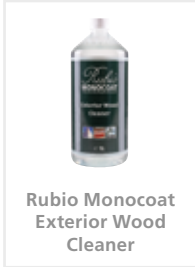
ATTENTION

Cloths soaked in oil may spontaneously combust and must therefore be submerged in water and properly disposed of.

CERTIFICATES



> Related products



Check the packaging and the safety data sheet for more details.

For our complete assortment of products for the protection and colouring of interior and exterior wood, please visit www.rubiomonocoat.com

YOUR DISTRIBUTOR:

LIABILITY: It is the user's responsibility to establish, through his own tests, whether the product is suitable for the chosen application. In no case can Muylle Facon BV be held liable for any consequential damage. The information above may be subject to changes, which will be published in the updated versions of the technical data sheet. We cannot be held liable for poor results due to causes that are not related to the quality of the product. This technical information has been drawn up based on the currently available information and knowledge. The most recent technical data sheets can be requested or are available on the website. **Date of TDS: 6/06/2023. Check the safety information before using the product.**



Rubio[®] MONOCOAT

MUYLLE  FACON

Muylle Facon BV
Ambachtenstraat 58
8870 Izegem (BELGIUM)

Phone +32 (0) 51 30 80 54
Fax +32 (0) 51 30 99 78
info@muyllefacon.be

www.rubiomonocoat.com