

Deep Cleaner

Intense cleaner for all types of surfaces treated with Oil Plus 2C

Deep Cleaner is a curative cleaner for dirty surfaces and a preparatory cleaner for all types of surfaces treated with Oil Plus 2C (flooring, tabletops, worktops, etc.). Deep Cleaner removes dirt and greasy soap residue left on the surface.

This product is also a preparatory cleaner for greasy wood species (tropical hardwoods like teak, iroko, kambala, wengé, ...).



PRODUCT INFORMATION

› Specific characteristics

Without re-oiling

- Removes the greasy film that appears due to excessive soap usage
- Opens the wood pores and removes accumulated dirt that is sticking into the wood grain
- White floors will look more bright and less yellow (however, the oxidation of the UV affected wood will not be reduced by using Deep Cleaner)


Before re-oiling

- Removes traces of excessive soap and dirt and therefore improves the quality of the re-oiling layer
- Easy-to-use: re-oiling can be done without resanding
- The new oil layer will penetrate perfectly in the open wood pores

› Technical characteristics

- Physical state at 20°C: liquid
- Colour: transparent
- Odour: characteristic
- pH value: 1,3
- Density: 0,99 kg/L

› Packaging



› Storage

The product can be stored for up to 12 months. Store in dry conditions and in the original packaging. Keep away from frost.

APPLICATION INFORMATION

› Instructions

STEP 1. Clean the surface by using a damp sponge/mop (water only).

STEP 2. Wipe out the diluted Deep Cleaner (max. 5% Deep cleaner to 95% water) evenly on the surface by using a sponge/mop.

STEP 3. Scrub the treated area with a nylon scrubbing brush or Microfibre Pad in the lengthwise direction of the wood until the surface is clean. This will cause the product to foam. For stubborn stains, repeat the treatment.

STEP 4. Remove the dissolved dirt with a damp cloth/ mop and clear water until the surface looks clean.

STEP 5. Allow it to dry well (± 30 minutes at a temperature of 20°C and in a well-ventilated room).

STEP 6. In case the surface needs a reoiling (when it feels rough or the colour looks faded), it should be treated with the original Oil Plus 2C colour.

› Tips & Tricks

- The scrubbing process can be replaced with a scrubbing machine using a beige pad or preferential a scrubbing brush since this will go deeper into the wood pores. This procedure is suited if you already decided to go for a re-oiling. We don't recommend following this method when no new oil will be applied.
- Using a machine with cylindrical brushes (type scrubber dryer) will be the most beneficial since this machine will follow the direction of the wood fibres and easily remove dirt and rinsing water.
- Work in small zones to make sure the surface doesn't stay too wet for too long.
- When using Deep Cleaner, pay attention to adjacent floors or other material.
- Can also be used as a preparatory product for oily woods (tropical hardwoods), such as teak, iroko, kambala, wenge, eucalyptus, merbau, afzelia, afrormosia, etc. These surfaces should be finished with Oil Plus 2C.

REMARK

Deep Cleaner is a concentrate and must therefore be diluted with water before use (max. 5% Deep Cleaner to 95% water).


› Consumption

Manual

Depending on the surface ca. 200-300 m²/L of the concentrate or 10-15 m²/L of the diluted product.


These usages are merely indicative. Results depend on wood type and method of preparation. It is always recommended to make a sample in order to calculate the exact usage.

> Tools



Clean the tools with water after application.

> Related products



Check the packaging and the safety data sheet for more details.

For our complete assortment of products for the protection and colouring of interior and exterior wood, please visit

www.rubiomonocoat.com

LIABILITY: It is the user's responsibility to establish, through his own tests, whether the product is suitable for the chosen application. In no case can Muylle Facon NV be held liable for any consequential damage. The information above may be subject to changes, which will be published in the updated versions of the technical data sheet. We cannot be held liable for poor results due to causes that are not related to the quality of the product. This technical information has been drawn up based on the currently available information and knowledge. The most recent technical data sheets can be requested or are available on the website.

Date of TDS: 04/07/2024. Check the safety information before using the product.



Rubio[®] MONOCOAT

MUYLLE  FACON

Muylle Facon NV
Ambachtenstraat 58
8870 Izegem (BELGIUM)

Phone +32 (0) 51 30 80 54
Fax +32 (0) 51 30 99 78
info@muyllefacon.be

www.rubiomonocoat.com